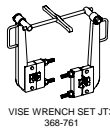


JT3020 M1

NOTES:
ALL BACKREAMERS HAVE 2.59-4 FM THDS TO 40K PULL SOCKET EXCEPT CAST FLUTED SERIES.

- 2.11-4 PIN CAP THD PROTECTOR = 107-374
- 2.11-4 BOX PLUG THD PROTECTOR = 107-375
- 2.59-4 PIN CAP THD PROTECTOR = 111-081
- 2.59-4 BOX PLUG THD PROTECTOR = 110-863
- 2.25-6 EZ3 PIN CAP THD PROTECTOR = 111-094
- 2.25-6 EZ3 BOX PLUG THD PROTECTOR = 111-095

FLAT BITS THAT HAVE 3 ASTERISKS (***) IN THE DESCRIPTION USE A SPECIAL PULLING ADAPTER (400-242) WHICH IS CALLED OUT.



WISE WRENCH SET JT30M1
369-761



5.5" TALON WRENCH JAW
400-1122

NOZZLE CHART

(1/4 NPT)	(7/16-20)	(7/8-14)
SJ .070, 149-200	AJ .104, 159-291	AJ .209*, 159-396
SJ .100, 149-201	DJ .104, 159-292	SJ .209*, 159-397
SJ .150, 149-202	SJ .104, 159-293	PLUG, 159-398
SJ .200, 149-203	PLUG, 159-294	AJ .157*, 159-404
SJ .250, 149-204	AJ .074, 159-295	SJ .157*, 159-405
	DJ .074, 159-296	AJ .104*, 159-406
	SJ .074, 159-297	AJ .104*, 159-407
	AJ .156, 159-422	
	SJ .188, 159-423	

CAST FLUTED



- 18"-40K SWIVEL 400-274
- 16"-40K SWIVEL 400-273
- 14"-40K SWIVEL 400-272
- 12"-40K SWIVEL 400-271
- 10"-30K SWIVEL 400-270
- 8"-20K SWIVEL 400-269

SHAFT - 3.50"
ENDS - 2.59-4 F/SWIVEL
WRENCH FLATS - NONE
NOZZLES - ROLL PINS



- 18"-400-328
- 16"-400-327
- 14"-400-326 (SHOWN)
- 12"-400-325
- 10"-400-324
- 8"-400-323

SHAFT - 3.50"
ENDS - 2.59-4 F/40K SOC
WRENCH FLATS - NONE
NOZZLES - 7/16-20



- 18"-400-189
- 16"-400-188
- 14"-400-187 (SHOWN)
- 12"-400-186
- 10"-400-206
- 8"-400-205

SHAFT - 3.50"
ENDS - 2.59-4 F/40K SOC
WRENCH FLATS - NONE
NOZZLES - NONE



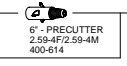
- 18"-400-360
- 16"-400-359
- 14"-400-358 (SHOWN)
- 12"-400-357
- 10"-400-356
- 8"-400-355

SHAFT - 3.50"
ENDS - 2.59-4 F/40K SOC
WRENCH FLATS - NONE
NOZZLES - NONE



- 18"-400-334
- 16"-400-333
- 14"-400-332 (SHOWN)
- 12"-400-331
- 10"-400-330
- 8"-400-329

SHAFT - 3.50"
ENDS - 2.59-4 F/40K SOC
WRENCH FLATS - NONE
NOZZLES - NONE



6" - PRECUTTER
2.59-4F/2.59-4M
400-614

CONNECTOR
2.59-4 F X 3.27-4 M
400-576

TO JT8020M1 TOOLS
DO NOT USE ON THE JT8020M1



3.34" 868DF SF SL HOUSING (N)
2.59-4F/6-16MM WF/2.84" TOOL BOLT: 106-681
BEACON 868/868B/868BG/868DF
400-1065 LID:350-1625 LID BOLT:106-739

TO JT4020M1 TOOLS
DO NOT USE JT3020 TOOLS ON JT4020M1

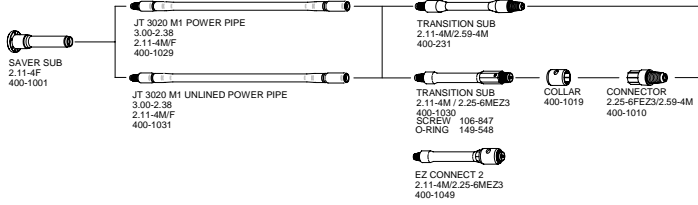
3.34" 868DF THD SL HOUSING
2.59-4F/2.25-6F WF/2.84"
400-1073 LID:350-1625 LID BOLT:106-739

SHIM PACK
2.25-6 ASSY
400-1130

3.38 THD DUAL JET
2.25-6-16 TOOL BOLT: 106-681
400-1074

5.5" THD AGGRESSIVE TALON CARBIDE BITS
401-017 (INSERT STYLE)
400-329 (CAP STYLE)
400-1109

NOTE: DO NOT USE BEACON HOUSINGS 368-999 OR 368-827 ON THE JT3020. THESE HOUSINGS CANNOT HANDLE THE INCREASED CAPABILITIES OF THE JT3020 AND WILL FAIL IF USED.



SEE NOTES SECTION FOR A SPECIAL NOTE ON FLAT BITS!

STEEP TAPER	ST TUFF BIT	TORNADO BIT	GRADE BIT	4.6 RHINO ROCK BIT
5-6/16-75-00 369-163	4-6/16-75-10 400-122	4.5-6/16-75-10 400-1059	5.5-6/16-75-00 368-144	6/16MM 369-513
6.4-6/16-75-00 369-179	5-6/16-75-10 400-124	5-6/16-75-10 400-1061		
5-6/16-75-10 369-466	6.4-6/16-75-10 400-1063			
6.4-6/16-75-10 369-467				
4.5-6/16-75-00 400-217 ***	TUFF BIT 5-6/16-75-10 369-735			
4.5-6/16-75-10 400-170 ***	6.4-6/16-75-10 369-737			
	4-6/16-75-10 400-172 ***			

FLAT BIT NOMENCLATURE				
BIT WIDTH	HOLE QTY.	BOLT SIZE	THICKNESS	BEND ANGLE
3"(76MM)	5	12(MM)	.50"(13MM)	0°
6"(152MM)	6	16(MM)	.75"(19MM)	10°
8"(203MM)	6	20(MM)	1"(25MM)	10°

BIT PULL EYE ASSEMBLY
400-242

- 185-917 PULLING GRIP (3/4"-1-1/4")
- 185-918 PULLING GRIP (1-1/4"-2")
- 185-919 PULLING GRIP (2"-3-3/4")
- 185-920 PULLING GRIP (2-3/4"-3-1/2")
- 185-921 PULLING GRIP (3-1/2"-4-1/4")
- 185-922 PULLING GRIP (3/4"-1-1/4")
- 185-923 PULLING GRIP (1-1/4"-2")
- 185-924 PULLING GRIP (2"-2-3/4")
- 185-925 PULLING GRIP (2-3/4"-3-1/2")
- 185-926 PULLING GRIP (3-1/2"-4-1/4")

- 185-904 PULLING GRIP (1-1/4"-2")
- 185-906 PULLING GRIP (2"-3-3/4")
- 185-907 PULLING GRIP (2-3/4"-3-1/2")
- 185-913 PULLING GRIP (3-1/2"-4-1/4")
- 185-914 PULLING GRIP (4-1/4"-4-3/4")